

Estimado estudiante,

Junto con saludar y esperando que te encuentres bien junto tu familia, detallo sistema de trabajo a distancia que mantendremos para la asignatura de inglés durante la suspensión de clases que se mantiene a nivel nacional:

- Se enviarán guías de trabajo cada semana, que incluirán la revisión de sitios web seleccionados que apoyen tu trabajo en casa.
- Debes reenviar la guía de trabajo desarrollada al correo: mrs_elizabethneira@hotmail.com, hasta el **VIERNES** de la semana correspondiente para **retroalimentar** tu trabajo, con el fin de realizar las observaciones pertinentes que mejorarán tu aprendizaje.
- Las guías trabajadas durante este tiempo serán consideradas como parte de tus evaluaciones semestrales correspondiendo al **30% de tu promedio**.

Es importante que te comprometas con este proceso de enseñanza a distancia, que no pierdas tu rutina de estudio, horarios y espacios para cumplir con las diversas actividades escolares que te encomendaremos.

Cuento con tu disposición, ¡MUCHO ANIMO!





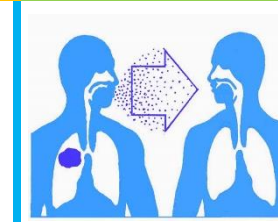


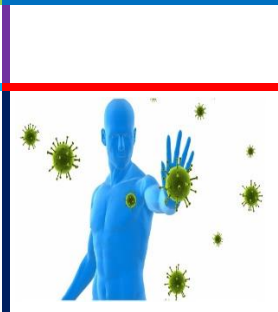




Student's name: _____

English Worksheet N°1 (semana 16 al 20 Marzo) Unit 0 4TH A – B – C

The Coronavirus: What should we know?

1. Look at the following pictures and then label them using the words given in the box below:

				
				
<p>transmitted disease respiratory system immunity</p> <p>symptoms (fever & cough) spread person to person</p> <p>source of viral infection (bats & snakes)</p> <p>prevent infection (hand washing & avoid shaking hands)</p>				

2. Answer the following questions in ENGLISH:

- What are some of the symptoms of the recent coronavirus?

.....

- What part of the body does it affect?

.....

- How can you prevent spreading this infection?

.....

- How do experts believe the coronavirus is transmitted?

.....

- What are common sources of coronaviruses?

.....



Student's name: _____

The Coronavirus: How to wash your hands

We all think we know how to wash our hands, but many of us don't do it properly.

Some research a number of years ago found that many people miss large parts of their hands when they wash (see the picture). Who knew?

Simply rinsing the tips of fingertips under cold water does NOT count. Here are some reminders:



■ Areas most frequently missed during hand washing
■ Less frequently missed
■ Not missed

- Always use warm water.
- It's better to wet your hands before applying soap, as this prevents irritation.
- Rub your hands together vigorously for about 15 seconds (or sing "Happy Birthday to You" all the way through, twice!), making sure that both sides of the hands are washed thoroughly (around the thumbs, between each finger and around and under the nails.)
- Then, rinse with clean water.
- Germs spread more easily if your hands are wet, so dry them thoroughly. Use a clean, dry towel.]

3. READ CAREFULLY AND TRANSLATE THE TEXT

4. Watch the video and complete the chart with the main information in English

https://www.youtube.com/watch?v=isrrSE_d9EM (para abrir vínculo control+clic)

A. Wuhan	
B. Dec.1,2019	
C. Symptoms Covid19	
D. Dec.31, 2019 – Jan.3, 2020	
E. Huanan Seafood Wholesale Market	
F. Jan.5, 2020	
G. Jan. 9,2020	
H. Jan.11,2020	
I. 24 and a half million	
J. Jan.13, 2020	
K. Jan. 16-23, 2020	
L. Jan. 23, 2020	
M. Jan.30, 2020	
N. Feb.3, 2020	
O. 696	
P. Feb.11, 2020	
Q. COVID 19	
R. Feb.17, 2020	
S. Feb.24, 2020	
T. Feb.29,2020	
U. Mar.7,2020	
V. Mar.6, 2020	
W. Mar.13, 2020	

TEACHER 'S COMMENTS AND FEEDBACK



Student's name: _____



Elizabeth Neira Silva, Profesora de Inglés.

Student's name: _____